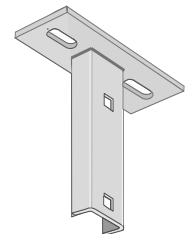


Elnr. 3837+ EAN nr. 5703796+ Dim. Pendants are hot dip galvanized according to DS/EN/ISO 1461

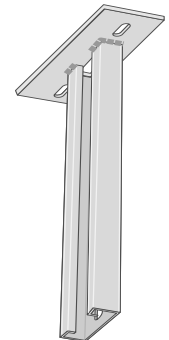
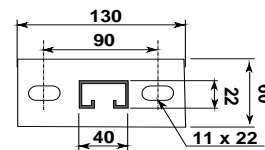
029.905 029.907

HEAD PLATE for wall channels 22V / LV. to be mounted direct on ceiling/floor in conjunction with wall channel.



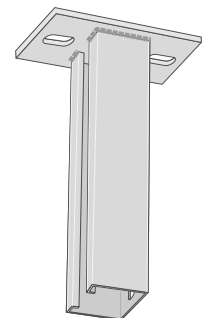
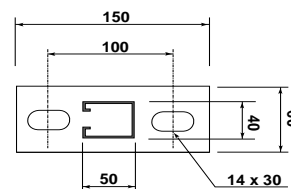
023.147 023.141 200mm
023.163 023.165 300mm
023.189 023.189 400mm
023.202 023.202 500mm
023.228 023.226 600mm
023.260 023.264 800mm
023.309 023.301 1000mm
023.325 023.325 1200mm

PENDANT LLO
LLO is for ceiling mounting in conjunction with KBL & CBL. Max. bending moment 75 kpm. Cantilevers are fixed with one T-bolt only.



043.143 043.149 200mm
043.169 043.163 300mm
043.185 043.187 400mm
043.208 043.200 500mm
043.224 043.224 600mm
043.240 043.248 700mm
043.266 043.262 800mm
043.282 043.286 900mm
043.305 043.309 1000mm
043.321 043.323 1200mm
043.350 043.354 1500mm
043.363 043.361 1600mm
043.402 043.408 2000mm
043.444 043.446 2400mm

PENDANT ELO
ELO is for ceiling mounting in conjunction with KBS, KBU & KBSS. Max. bending moment 160 kpm. Cantilevers are fixed with one T-bolt only.

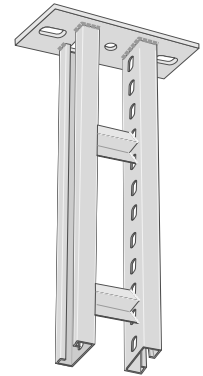
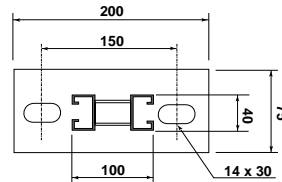


Elnr. **EAN nr.**
3837+ **5703796+** **Dim.**

051.180	051.182	400mm
051.203	051.205	500mm
051.229	051.229	600mm
051.245	051.243	700mm
051.261	051.267	800mm
051.287	051.281	900mm
051.300	051.304	1000mm
051.326	051.328	1200mm
051.355	051.359	1500mm
051.368	051.366	1600mm
051.407	051.403	2000mm
051.449	051.441	2400mm
051.504	051.502	3000mm

PENDANT DLO

DLO is for ceiling mounting in conjunction with KBS, KBU & KBSS
 Used for heavy loads
 Max. bending moment 250 kpm.
 Cantilevers are fixed with only one T-bolt.



053.188	053.186	400mm
053.201	053.209	500mm
053.227	053.223	600mm
053.243	053.247	700mm
053.269	053.261	800mm
053.285	053.285	900mm
053.308	053.308	1000mm
053.324	053.322	1200mm
053.353	053.353	1500mm
053.405	053.407	2000mm
053.447	053.445	2400mm
053.502	053.506	3000mm

PENDANT DLOS

DLOS is for ceiling mounting in conjunction with KBS, KBU & KBSS
 Used for heavy loads
 Max. bending moment 210 kpm.
 Cantilevers are fixed with only one T-bolt

